



Multi-Stack Controller Upgrade Instructions

Application Note

Document ID: NE-AN-012 | Revision: 1.5, 2025-06-20

**Disclaimer**

This material is provided '*as is*' and comes with neither express warranties nor implied warranties. It is not intended to represent the best or only approach to the issue. Nuvation Energy is not liable for any damages sustained by the use of this material.

Please use at your own risk.

1. Overview

This Application Note provides instructions to upgrade Nuvation Energy Multi-Stack Controller running software versions (msc_bundle) 20.0.0 and earlier to the latest software version 22.2.0.

There are two main stages to the process

Preparing for the Upgrade

Gathering all the files needed for the upgrade process. This includes contacting Nuvation Energy Product Support to convert your configuration file to a supported format

Performing the Upgrade

The detailed steps to ensure a successful Multi-Stack Controller upgrade. The upgrade process can only begin after the previous step is fully complete and all required files are acquired.



We thrive on your feedback and what we build is driven by your input.
Please submit support tickets to support@nuvationenergy.com.

2. Preparing for the Upgrade

The Platform Interface accessible by navigating to <http://ncontroller-<serial number>.local/platform> and enables configuration and management of the Nuvation Energy Multi-Stack Controller.

This URL can be accessed via a compatible computer with its Networking setup configured to access the Nuvation Energy Multi-Stack Controller. Please see *Product Manual* for details.

Replace <serial number> with the Multi-Stack Controller serial number - this can be found on a label on the exterior of the product. Below is an example of a product label, with the relevant serial number listed beside the field "SN".

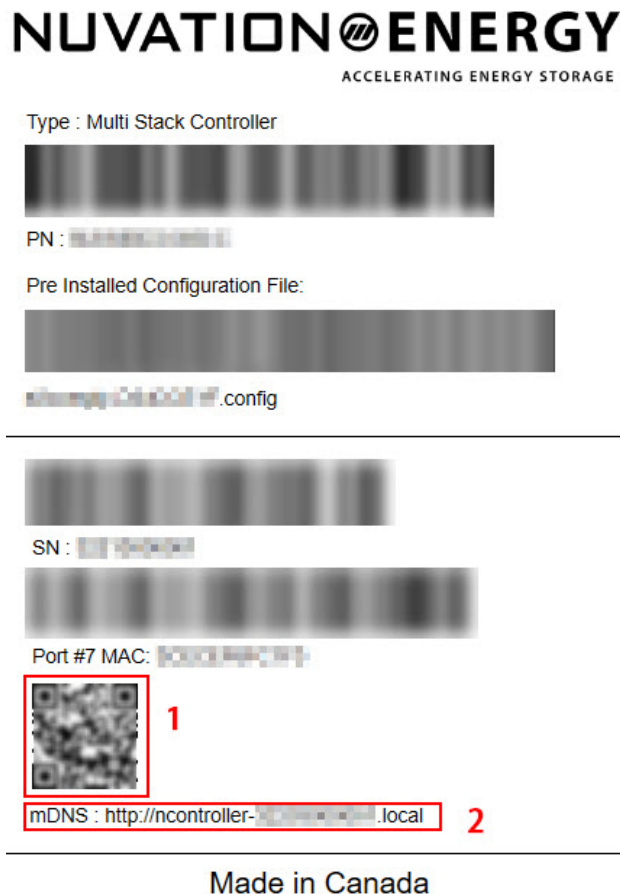


Figure 1. Sample Product Label with URL to the Platform Interface.



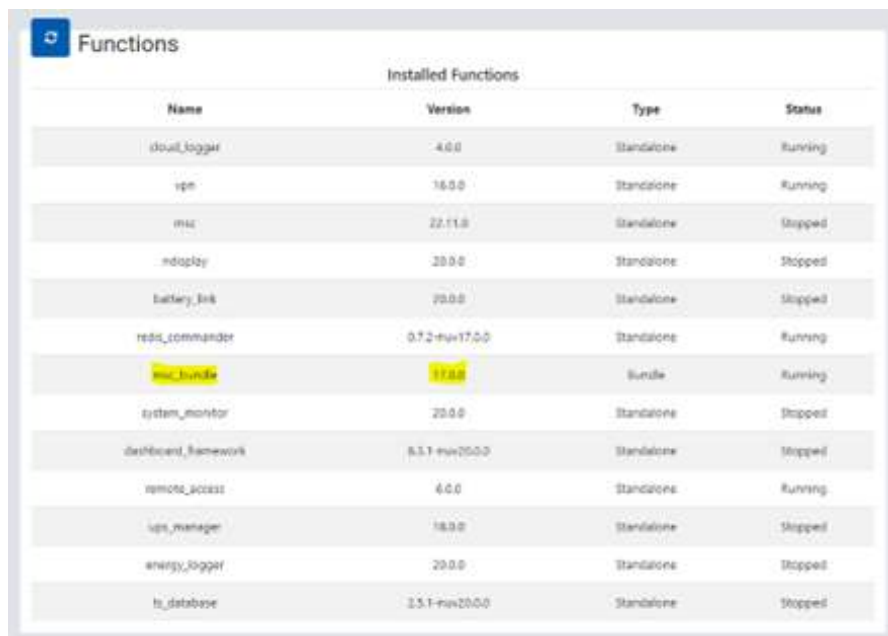
The Platform Interface currently supports the most recent versions of Mozilla Firefox and Google Chrome. Other browsers such as Internet Explorer are not supported.

2.1. Check 'MSC Bundle' Version

Confirm that the current 'MSC Bundle' (msc_bundle) version is eligible for upgrade by visiting the **Functions** page.

Navigate to: http://ncontroller-<serial_number>.local/platform/functions

1. Check the Installed Functions table
2. If the msc_bundle version is 20.0.0 or earlier, the system may be upgraded using this Application Note.



Installed Functions			
Name	Version	Type	Status
cloud_logger	4.0.0	Standalone	Running
vgn	16.0.0	Standalone	Running
mac	22.11.0	Standalone	Stopped
ndisplay	20.0.0	Standalone	Stopped
battery_link	20.0.0	Standalone	Stopped
redm_commander	0.7.2-mcu17.0.0	Standalone	Running
mhc_bundle	11.0.0	Bundle	Running
system_monitor	20.0.0	Standalone	Stopped
dashboard_framework	8.3.1-mcu20.0.0	Standalone	Stopped
remote_access	6.0.0	Standalone	Running
ups_manager	18.0.0	Standalone	Stopped
energy_logger	20.0.0	Standalone	Stopped
to_database	3.5.1-mcu20.0.0	Standalone	Stopped

Figure 2. Example of Installed Functions table

2.2. Export the System Configuration file

Export the current System Configuration .cfg file from the **Services** page.

Navigate to: http://ncontroller-<serial_number>.local/platform/services

1. Click the Export Configuration button.
2. Save the System Configuration file.



Figure 3. Services page view

2.3. Send System Configuration file for Conversion

The latest `msc_bundle` (version 22.2.0) uses the YAML file format for the System Configuration file. The exported file will need to be converted to this new format.

Please contact Nuvation Energy Product Support by sending an email with the following information:

- **To:** support@nuvationenergy.com
- **Subject:** [Your Company Name] Multi-Stack Controller Configuration Conversion Request
- **Attachment:** The exported `.cfg` configuration file

Nuvation Energy Product Support will convert the provided `.cfg` format System Configuration file into a ready-to-import `.yaml` format System Configuration file.



Please allow up to 48 hrs for Nuvation Energy Product Support to generate the new configuration file.



Please avoid making changes to the system after sending the configuration file to Nuvation Energy Product Support for conversion.

Nuvation Energy Product Support will respond with the following:

- `.yaml` formatted System Configuration file
- Download link for the Multi-Stack Controller upgrade packages

2.4. Download the latest Packages

Refer to the email response from Nuvation Energy Product Support and navigate to the provided download link. The folder will include 4 files, please download them all.

3. Perform the Upgrade

Before starting the upgrade process, confirm that you have the following files:

- System Configuration for your system (`*.yaml` provided by Nuvation Energy Product Support)
- MSC Bundle (`msc_bundle_22.2.0.fns`)
- Service Pack `.nosp` file version 2.2.0
- Service Pack `.nosp` file 2.3.0
- Upgrade Package `.nup` file 2.3.9



Please contact support@nuvationenergy.com if you encounter any issues during the upgrade or have any questions.

3.1. Create a Backup

Create a Backup of the system state via the **Backups** page. A Backup state includes configured settings, installed functions, and all logged data at the time of the backup creation.



The backup will take approximately 20 minutes.

During the backup the Multi-Stack Controller will be functional but may experience slower performance.

Navigate to: http://ncontroller-<serial_number>.local/platform/backups

1. Click the Create button.
2. Confirm that a backup was created.

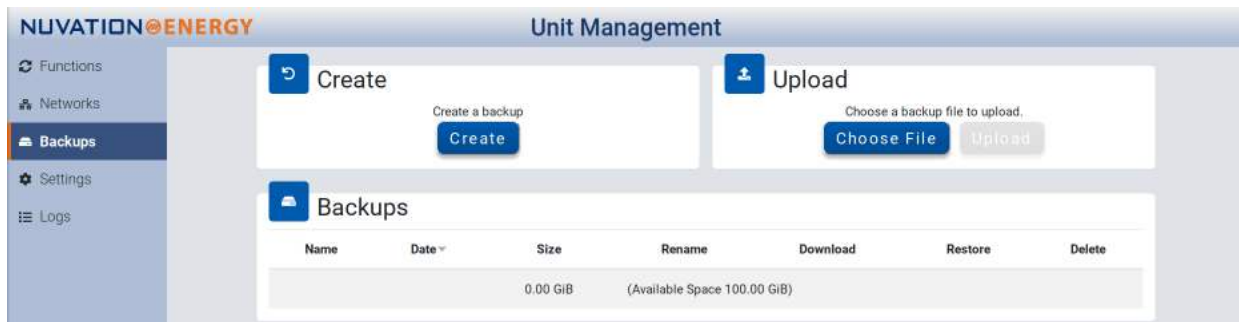


Figure 4. Backups Page

3.2. Upgrade the Service Pack and nPlatform Packages

Upgrade the Service Pack and Platform packages via the **Settings** page.



Each upgrade will take approximately 10 minutes and the Multi-Stack Controller will not be functional during the upgrade. On slower network connections, upgrade times may be longer.

The page will automatically refresh once the upgrade is complete.

Navigate to: <http://ncontroller-<serial number>.local/platform/settings>.

Install the 2.2.0 Service Pack


1. Click the Choose File button
2. Select the Service pack 2.2.0 .nosp file
3. Click Upgrade to upgrade the unit

Install the 2.3.0 Service Pack and create a backup

1. Click the Choose File button
2. Select the Service pack 2.3.0 .nosp file
3. Click Upgrade to upgrade the unit

Install the 2.3.9 Upgrade Package

1. Click the Choose File button
2. Select the upgrade package 2.3.9 .nup file
3. Click Upgrade to upgrade the unit
4. After the Upgrade has completed, create a backup on the unit, see [Section 3.1, "Create a Backup"](#)



Upgrade

Platform Version	2.3.9-1747843468
Service Pack Version	2.3.0SP-1716570851
Platform Channel	stable
Product ID	NUVMSC3-36S-C
Serial Number	32203000010
Platform Result	RESULT_SUCCESS

Choose a file to upload.

Choose File

Upgrade

Figure 5. Upgrade card in Settings page

3.3. Install the MSC Bundle

Install the msc_bundle via the **Functions** page.



The install will take approximately 10 minutes and the Multi-Stack Controller will not be functional during the install. On slower network connections, install times may be longer.

The page will automatically refresh once the install is complete.

Navigate to: http://ncontroller-<serial_number>.local/platform/functions

1. Click the Choose File button
2. Select the MSC Bundle file (msc_bundle_<version>.fns)
3. Click Install to install the function

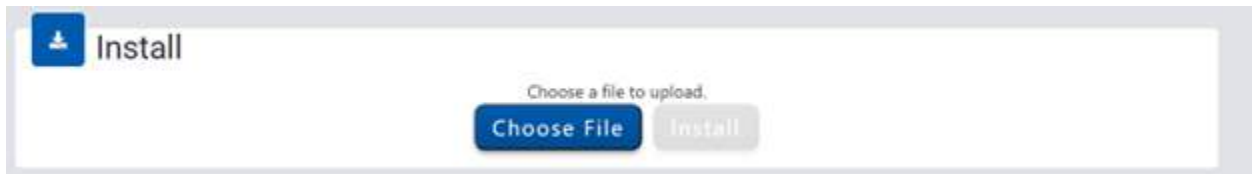


Figure 6. Install card in Functions page

4. Import the System Configuration File

Upload and Import the System Configuration via the **Settings** page. This file is the newly converted .yaml formatted system configuration provided by the Nuvation Energy Product Support.

Navigate to: http://ncontroller-<serial_number>.local/platform/settings

1. Click the Choose File button
2. Select the System Configuration file (.yaml file from Nuvation Energy Product Support)
3. Click Import

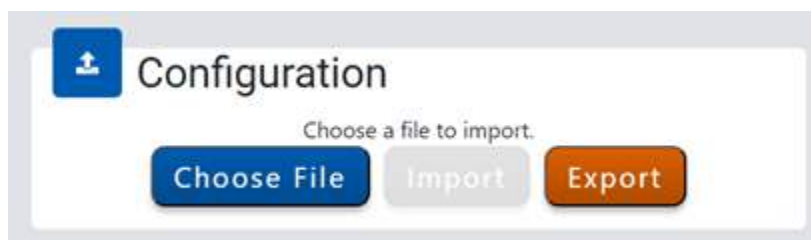


Figure 7. Configuration card in Settings page

Your Multi-Stack Controller upgrade is now complete!



Please contact support@nuvationenergy.com if you encounter any issues during the upgrade or have any questions.

From time to time Nuvation Energy will make updates to products in response to changes in available technologies, client requests, emerging energy storage standards, and other industry requirements. The product specifications in this document, therefore, are subject to change without notice.

© 2025 Nuvation Energy